

**OTOTRANSFÜZYON**  
Cihaz Kurulumu ve Yönetimi  
Perf. Kenan Demir

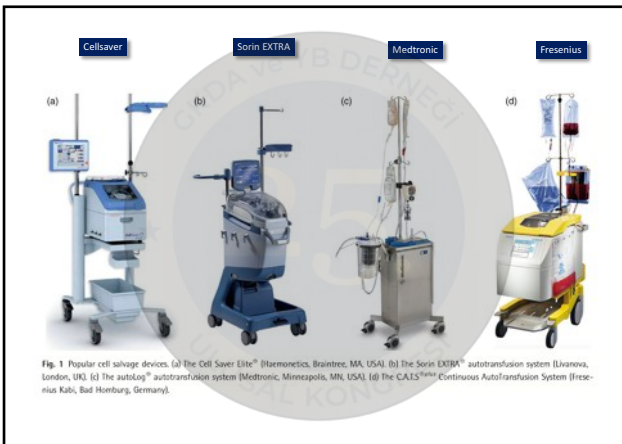
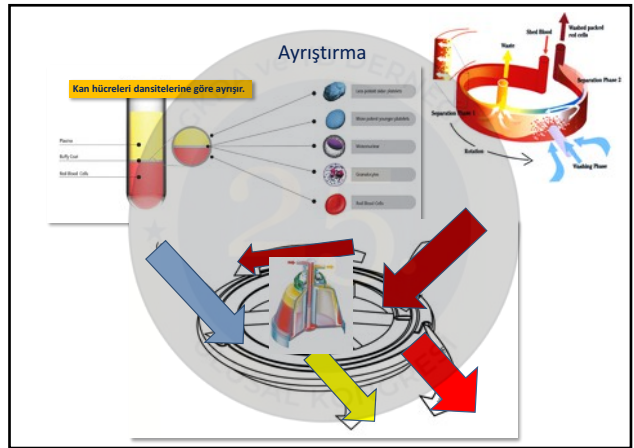
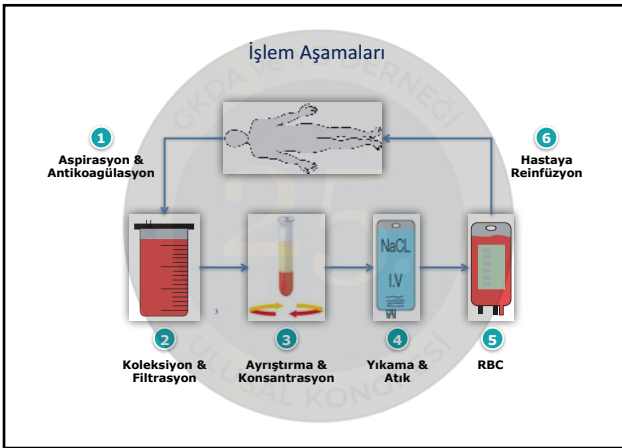
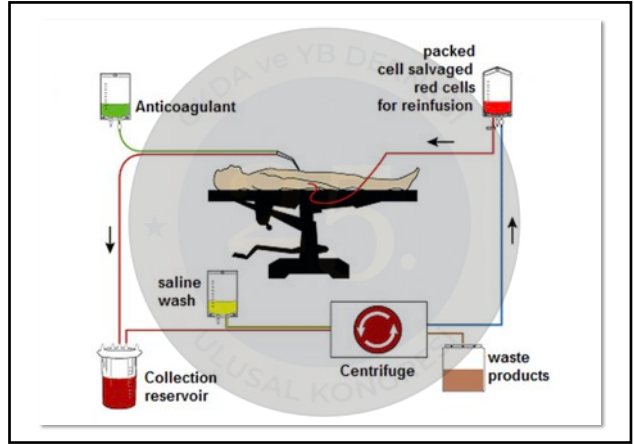
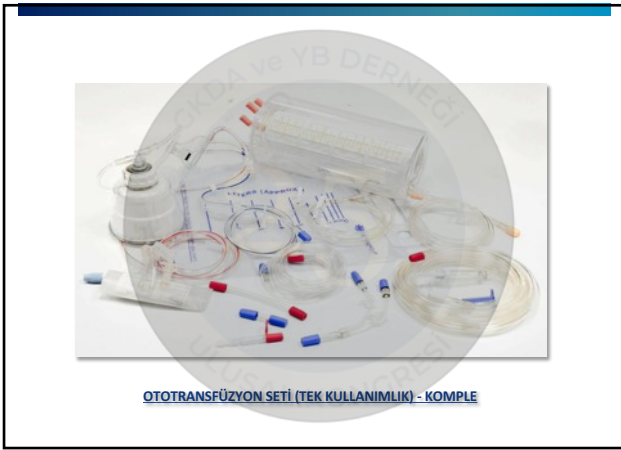



Fig. 1 Popular cell salvage devices. (a) The Cell Saver Elite® (Bacomedics, Braintree, MA, USA). (b) The Sorin EXTRA® autotransfusion system (Iluanova, London, UK). (c) The autolog® autotransfusion system (Medtronic, Minneapolis, MN, USA). (d) The CATS® Continuous Autotransfusion System (Fresenius Kab, Bad Homburg, Germany).

	XTRA	Elite	CS5+	CATS	Autolog	Brat 2	Electa
Tasarım & Ergonomi	Çok İyi	Orta	Orta	Orta	Zayıf	Orta	İyi
Kurulum	Çok İyi	Zayıf	Orta	Zayıf	Orta	İyi	Zayıf
Kullanıcı Analizi	Çok İyi	Zayıf	Orta	İyi	Zayıf	Orta	Zayıf
Hematokrit	63%	40-45% ***	44%	61%	61%	54%	55%
Hematokrit Hızı	> 4 ***	0-2 ***	4.5-6 **	> 7.0 *** (3.0/30ml/2 bowls)	> 4 ***	> 5 ***	> 5 ***
Vakum Gücü	Çok İyi	İyi (smart suction)	İyi	İyi	Karşılaştırmaz	Çok İyi	Orta
Sesizlik	Çok İyi	İyi	İyi	Zayıf	İyi	İyi	Orta
Bowl Ölçüleri	125-175-225	70-125-225	70-125-225	Best	135	135-200	55-125-175-225
Data Yönetimi	Çok İyi	İyi	Orta	İyi	Karşılaştırmaz	Orta	İyi

Source: [see also 18, 19]. \* EPA study in vivo; \*\* Autolog-comparative study in vivo (3, 11); \*\*\* Internal trials (32, 33); \*\*\*\* Sorin® published study (3); \*\*\*\*\* Elite® Operator Manual





- Teşekkürler

